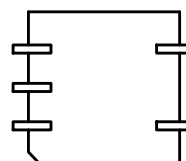
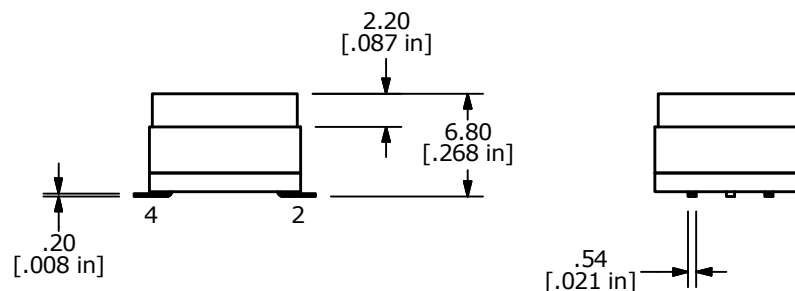

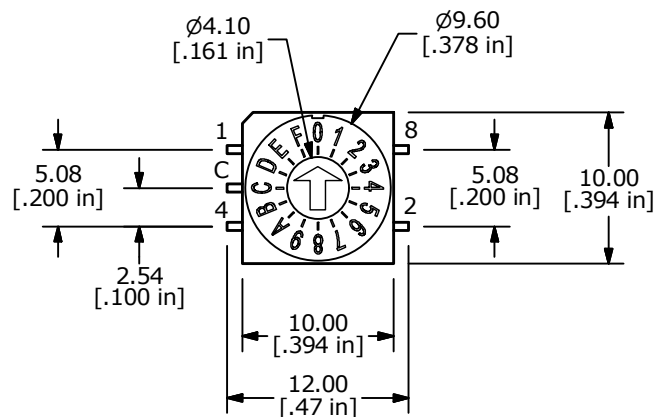


REAL CODE

	C	1	2	4	8	
0	●					0
1	●	●				1
2	●		●			2
3	●	●	●			3
4	●			●		4
5	●	●				5
6	●		●	●		6
7	●	●	●	●		7
8	●				●	8
9	●	●			●	9
10	●		●	●		A
11	●	●			●	B
12	●			●	●	C
13	●	●		●	●	D
14	●		●	●	●	E
15	●	●	●	●	●	F



TAPE and REEL
(TAPE NOT SHOWN IN VIEWS)

NOTES:

1. ALL DIMENSIONS IN MM [INCH]
2. GENERAL TOLERANCE: X.X = ± 0.4
X.XX = ± 0.25
3. TERMINAL NUMBERS FOR REFERENCE ONLY
- ▲ 4. OPERATING FORCE: 700gf-cm MAX.
5. CONTACT RATING: 150mA, 42V DC (SWITCHING)
200mA, 42V DC (NON-SWITCHING)
6. CONTACT RESISTANCE: 80mΩ MAX.
7. INSULATION RESISTANCE: 100MΩ MIN @ 250VDC
8. DIELECTRIC STRENGTH: 250VAC 1 MIN.
9. LIFE: 10,000 STEPS
10. OPERATING TEMPERATURE: -60°C to 125°C
- ▲ 11. PACKAGING: TAPE and REEL (600pcs PER REEL)
12. ▲ DENOTES CRITICAL PARAMETER
13. 2011/65/EU (ROHS) COMPLIANT



TITLE RDTAR16S2R (TAPE and REEL)				
SCALE 2:1	DATE 4/23/2019	DR MW	DWG U200050	REV A

A	23853	RELEASE TO PRODUCTION	4/23/19	MW
REV	PCR NO	DESCRIPTION	DATE	BY

THE INFORMATION CONTAINED IN THIS DOCUMENT IS PROPRIETARY TO E-SWITCH AND IS NOT TO BE COPIED OR TRANSFERRED